




SW • SW-N • SW-T
Snap-in Kunststoffgehäuse

SW • SW-N • SW-T
Compact snap-in plastic case

Technische Daten
Schutzklasse: IP40 Temperaturbereich: SW•SW-N: -10°C ~ +60°C SW-T: -10°C ~ +100°C

Technical Data
Protection class: IP40 Operating temperature: SW•SW-N: -10°C ~ +60°C SW-T: -10°C ~ +100°C



- Keine Schrauben erforderlich. Snap-in Deckel.
- Mehrzweckgehäuse.
- Viel Platz im Inneren.
- Passende Leiterplatten verfügbar.
- 3 verschiedene Materialtypen.
(standard, hitzebeständig, feuerbeständig).
- No screws required; simple snap on / off cover.
- General purpose compact type case.
- Ample interior space.
- Exclusive PCB is available.
- 3 different material types (standard, flame-resistant, and heat-resistant) are available.

Einzelteile - Components

No.	Bezeichnung - Part name	Material / Farbe - Material / Color
1	Grundplatte - Base	SW : ABS UL94HB / Lichtgrau • Schwarz - Light gray • Black
		SW-N : ABS UL94V-1 : UL94V-0 / Grau - Gray
		SW-T : ABS flame-resistant / Schwarz - Black
2	Deckel - Cover	SW : ABS UL94HB / Lichtgrau • Schwarz - Light gray • Black
		SW-N : ABS UL94V-1 : UL94V-0 / Grau - Gray
		SW-T : ABS flame-resistant / Schwarz - Black

Zubehör (optional erhältlich) - Accessories (optional parts)




Abstandsbolzen zum Kleben
Adhesive standoff
T-600, 700, ASR

Neodymium magnet
NMG series

SW • SW-N • SW-T Snap-in Kunststoffgehäuse

SW • SW-N • SW-T Compact snap-in plastic case



Farbcode

Serie	Code	Farbe
SW	S	Lichtgrau
	B	Schwarz
SW-N	G	Grau
SW-T	B	Schwarz

Color Type

Series	Code	Color
SW	S	Light gray
	B	Black
SW-N	G	Gray
SW-T	B	Black

SW standard (ABS UL94HB)

Best.-Nr. / Maße - Product no. / Dimensions

Best.-Nr. - Product no.		Maße - Dimensions			Gewicht (g) Weight (g)
● Light gray	● Black	W	H	D	
SW- 15S	SW- 15B	10	10	15	1
SW- 20S	SW- 20B	15	15	20	2
SW- 30S	SW- 30B	20	18	30	4
SW- 40S	SW- 40B	30	20	40	10
SW- 50S	SW- 50B	35	25	50	14
SW- 53S	SW- 53B	36	11	53	10
SW- 55S	SW- 55B	40	20	55	17
SW- 60S	SW- 60B	18	17	60	9
SW- 65S	SW- 65B	45	25	65	21
SW- 75S	SW- 75B	50	30	75	32
SW- 85S	SW- 85B	60	40	85	43
SW- 90S	SW- 90B	25	21	90	17
SW- 95S	SW- 95B	58	18	95	34
SW-100S	SW-100B	65	35	100	55
SW-120S	SW-120B	60	24	120	50
SW-125S	SW-125B	70	40	125	77
SW-130S	SW-130B	40	25	130	43

SW-N flame-resistant (ABS UL94V-1 : UL94V-0)

Best.-Nr. / Maße - Product no. / Dimensions

Best.-Nr. - Product no.	W	H	D	UL class	Gewicht - Weight (g)
SW-N 20G	15	15	20	UL94V-1	3
SW-N 30G	20	18	30	UL94V-1	5
SW-N 40G	30	20	40	UL94V-0	11
SW-N 50G	35	25	50	UL94V-0	17
SW-N 55G	40	20	55	UL94V-0	19
SW-N 65G	45	25	65	UL94V-0	23
SW-N 75G	50	30	75	UL94V-0	35
SW-N 85G	60	40	85	UL94V-0	50
SW-N 95G	58	18	95	UL94V-0	37
SW-N100G	65	35	100	UL94V-0	60
SW-N120G	60	24	120	UL94V-0	56
SW-N125G	70	40	125	UL94V-0	85
SW-N130G	40	25	130	UL94V-0	48

SW-T heat-resistant (ABS heat distortion temperature 100°C)

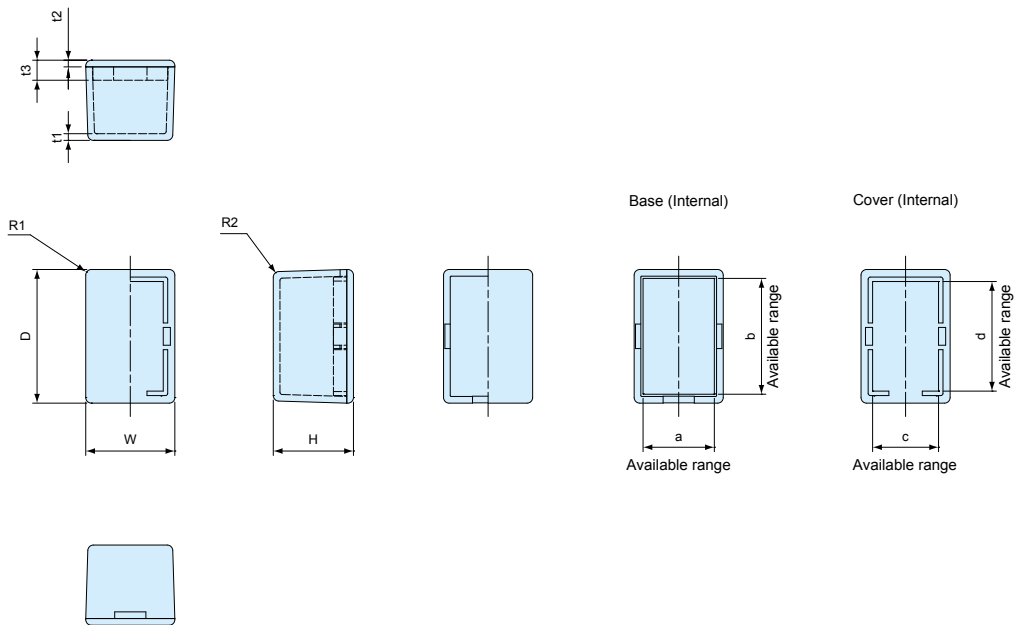
Best.-Nr. / Maße - Product no. / Dimensions

Best.-Nr. - Product no.	W	H	D	Gewicht - Weight (g)
SW-T 20B	15	15	20	2
SW-T 40B	30	20	40	9
SW-T 55B	40	20	55	16
SW-T 75B	50	30	75	30
SW-T 95B	58	18	95	31
SW-T100B	65	35	100	50

SW • SW-N • SW-T Maße

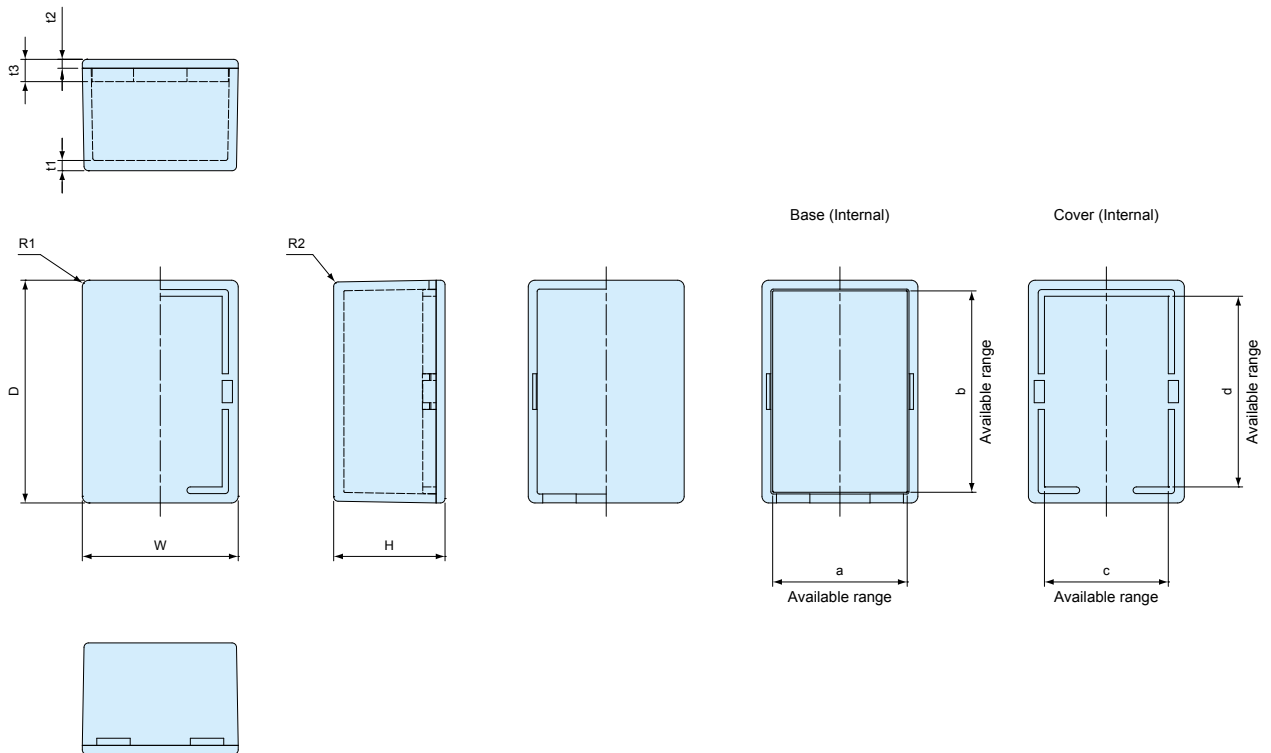
SW • SW-N • SW-T dimensions

SW-15 • SW-20 • SW-30
 SW-N20 • SW-N30
 SW-T20



Best.-Nr. - Product no.	W	H	D	a	b	c	d	t1	t2	t3	R1	R2
SW-15	10	10	15	7.2	12.2	5.4	10.6	1.1	1.1	3.6	1	1
SW-20 • SW-N20 • SW-T20	15	15	20	11.6	16.6	10	14.8	1.5	1.5	4.5	1.25	1.25
SW-30 • SW-N30	20	18	30	16	26	14.8	24.6	1.5	1.5	4.5	1.25	1.25

SW-40 • SW-50 • SW-53 • SW-55
 SW-N40 • SW-N50 • SW-N55
 SW-T40 • SW-T55

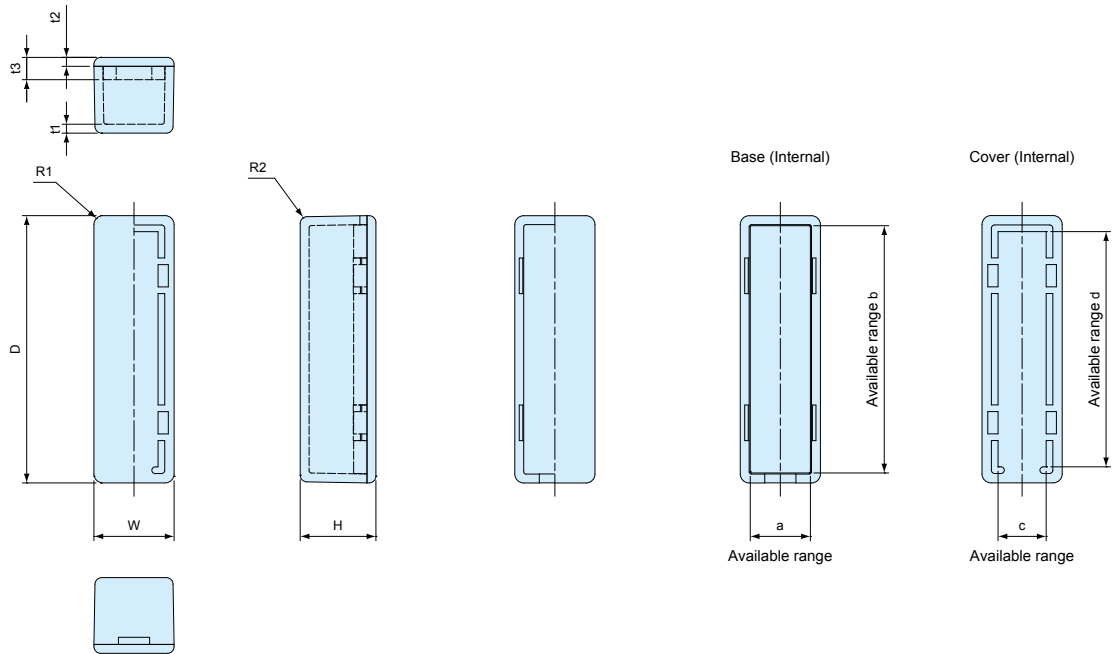


Best.-Nr. - Product no.	W	H	D	a	b	c	d	t1	t2	t3	R1	R2
SW-40 • SW-N40 • SW-T40	30	20	40	26	36	22.8	32.8	1.8	2	5	1.5	1
SW-50 • SW-N50	35	25	50	30.2	45.2	27.8	42.8	2.3	2	5	1.5	1
SW-53	36	11	53	32	49	29.2	46.2	1.8	1.8	4.8	1.5	1.25
SW-55 • SW-N55 • SW-T55	40	20	55	35.5	50.5	32.8	47.8	2	2	5	1.5	0.3

SW • SW-N • SW-T Maße

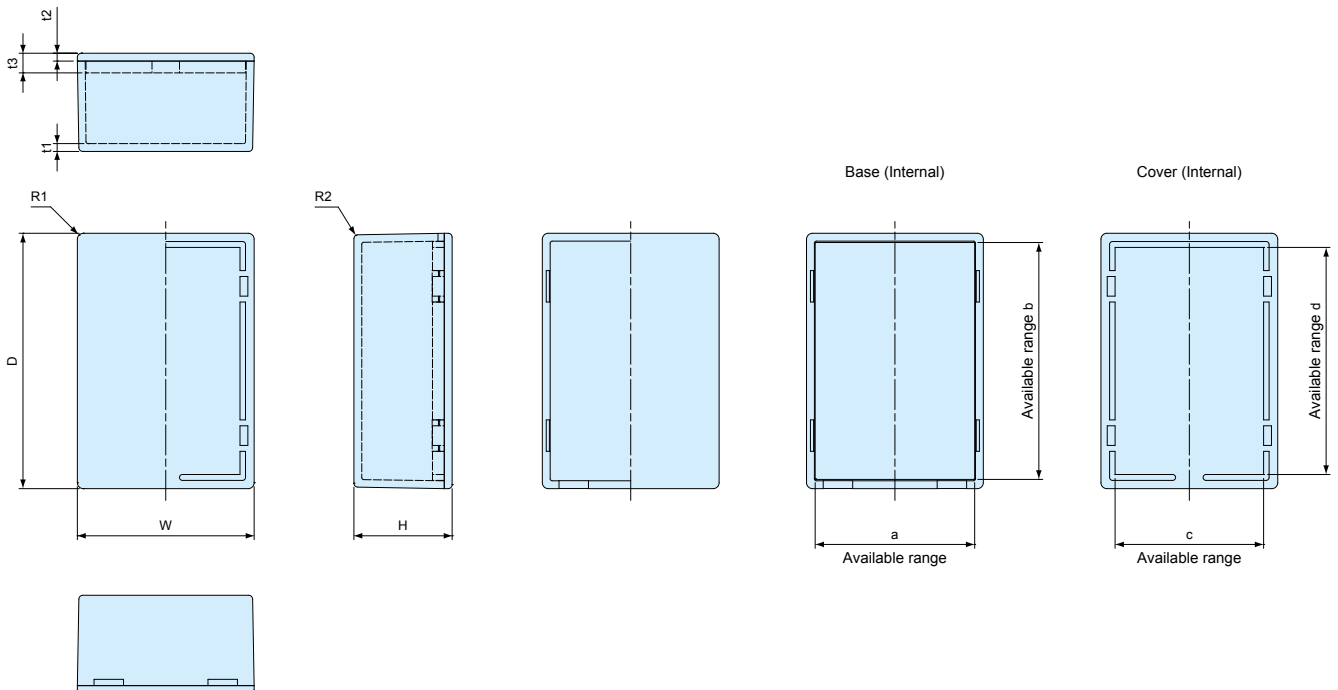
SW • SW-N • SW-T dimensions

SW-60 • SW-90



Best.-Nr. - Product no.	W	H	D	a	b	c	d	t1	t2	t3	R1	R2
SW-60	18	17	60	13.5	55.5	10.8	52.8	2	2	5	2	1.5
SW-90	25	21	91	20.3	85.3	17.8	82.8	2	2	5	2	1.5

SW-65 • SW-75 • SW-85 • SW-95 • SW-100 • SW-120 • SW-125 • SW-130
 SW-N65 • SW-N75 • SW-N85 • SW-N95 • SW-N100 • SW-N120 • SW-N125 • SW-N130
 SW-T75 • SW-T95 • SW-T100



Best.-Nr. - Product no.	W	H	D	a	b	c	d	t1	t2	t3	R1	R2
SW- 65 • SW-N 65	45	25	65	40.6	60.3	37.8	57.8	2	2	5	1.5	1
SW- 75 • SW-N 75 • SW-T 75	50	30	75	45.2	70.5	42.8	67.8	2	2	5	1.75	0.3
SW- 85 • SW-N 85	60	40	85	54.5	79.5	52.8	77.8	2.3	2	5	2	1.5
SW- 95 • SW-N 95 • SW-T 95	58	18	95	53.7	90.7	50.8	87.8	2	2	5	3	1.5
SW-100 • SW-N100 • SW-T100	65	35	100	60.6	95.6	57.8	92.8	2	2.5	5.5	2	1.5
SW-120 • SW-N120	60	24	120	55.7	115.7	52.8	112.8	2	2.5	5.5	2	1.5
SW-125 • SW-N125	70	40	125	65	120	62.8	117.8	2.5	2.5	5.5	3	1.5
SW-130 • SW-N130	40	25	130	35.5	125.5	32.8	122.8	2.5	2.5	5.5	3	1.75